Slavery & Abolitionism

SLAVERY IN HISTORICAL PERSPECTIVE

1670s
Bacon's Rebellion

1780s
Constitutional Convention

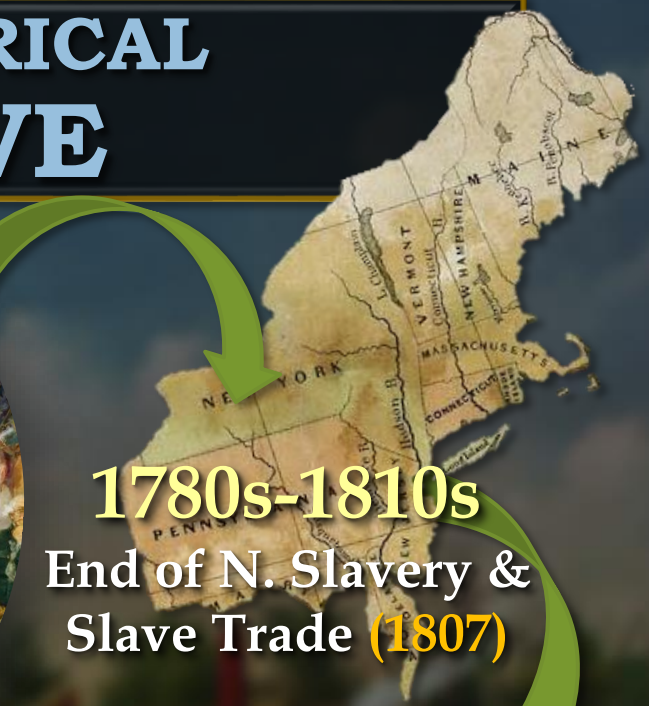

1780s-1810s
End of N. Slavery & Slave Trade (1807)

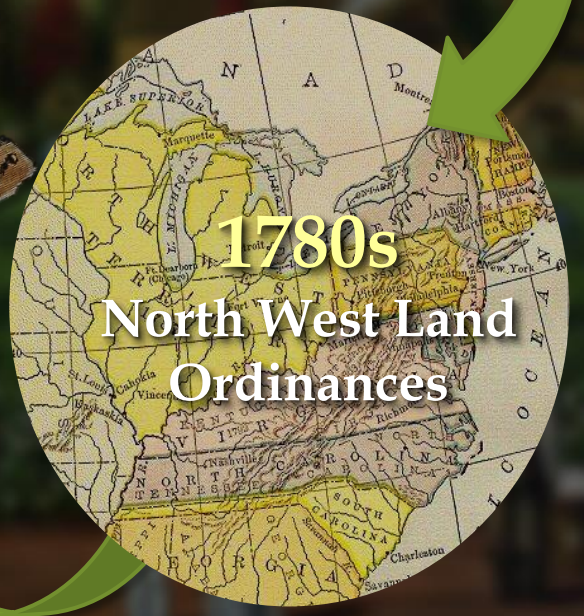

1780s
North West Land Ordinances

1790s
Cotton-gin

1820
Missouri Compromise

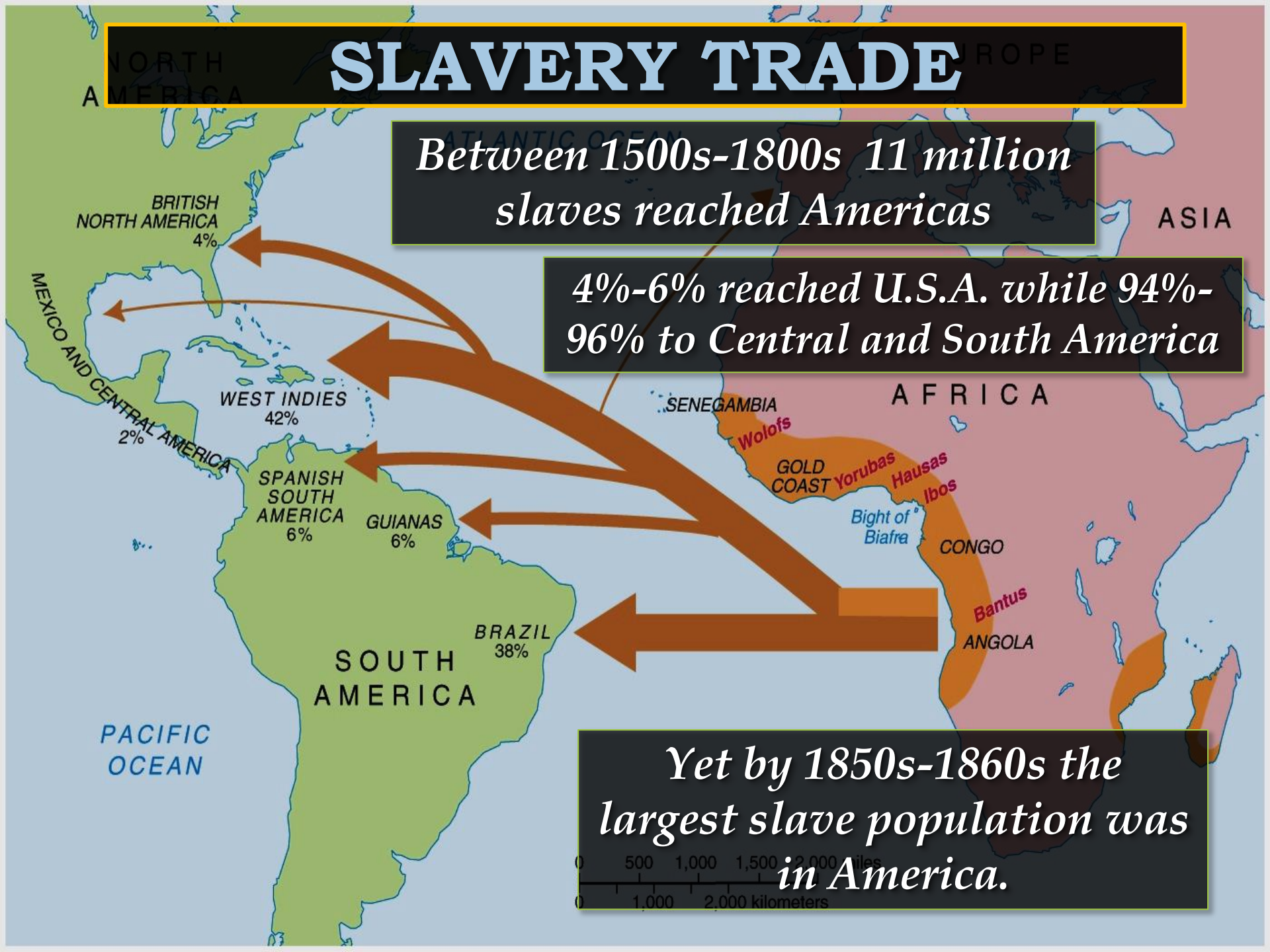
SLAVERY TRADE
Between 1500s-1800s 11 million slaves reached Americas
4%-6% reached U.S.A. while 94%-96% to Central and South America
Yet by 1850s-1860s the largest slave population was in America.
NORTH AMERICA
ATLANTIC OCEAN
EUROPE
ASIA
AFRICA
BRITISH NORTH AMERICA 4%
MEXICO AND CENTRAL AMERICA 2%
WEST INDIES 42%
SPANISH SOUTH AMERICA 6%
GUIANAS 6%
BRAZIL 38%
SOUTH AMERICA
PACIFIC OCEAN
SENEGAMBIA
Wolofs
GOLD COAST
Yorubas
Hausas
Ibos
Bight of Biafra
CONGO
Bantus
ANGOLA
500 1,000 1,500 2,000 miles
1,000 2,000 kilometers

AFRICAN SLAVE TRADE, 1500–1870

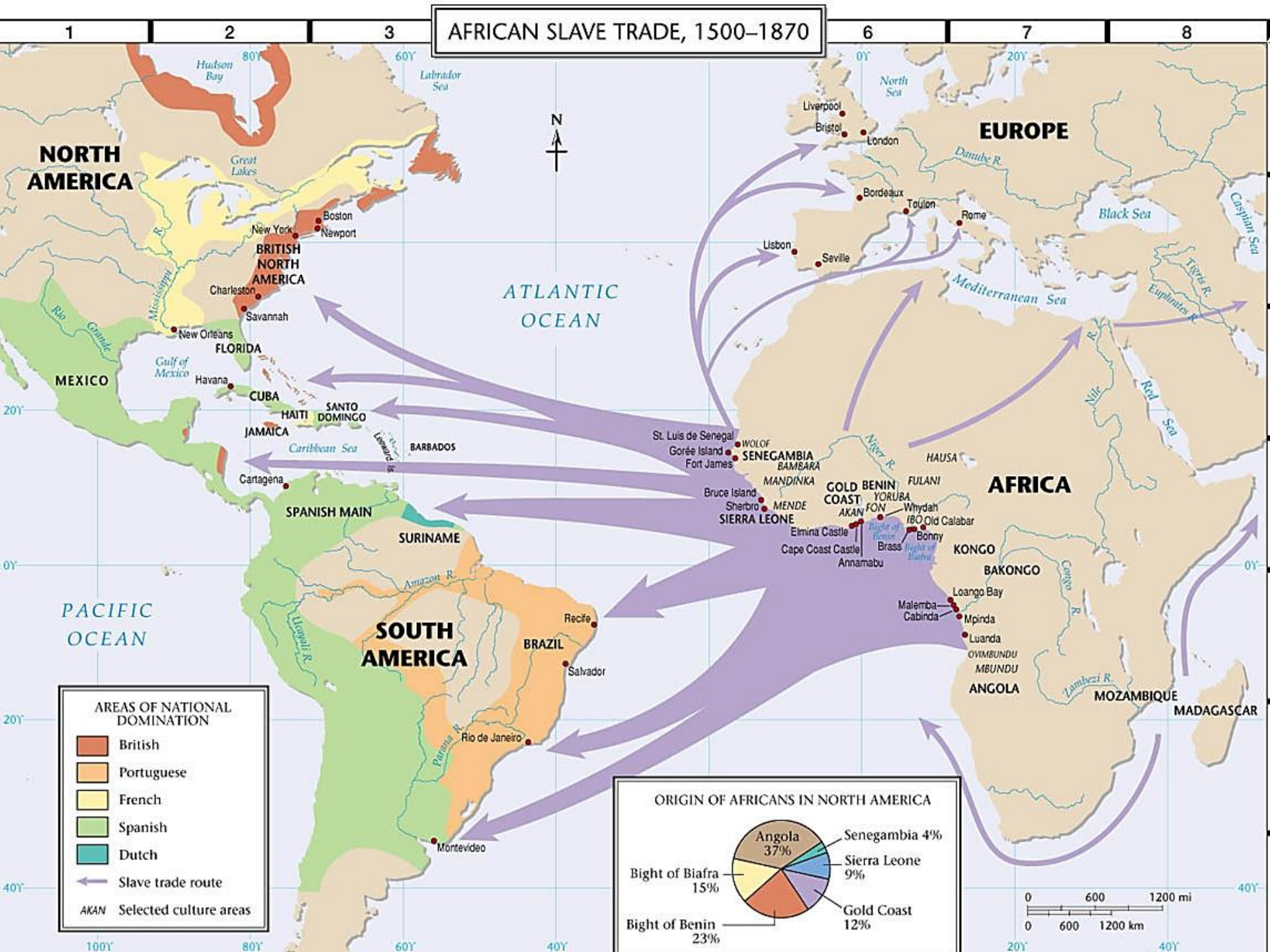

Map Area
TRARZA
BRAKNA
Senegal R.
St. Louis
WALO
Cape Verde
110,000
Gorée (Dakar)
CAYOR
WOLOF
BAOL
JOLOF
SINE
SERER
SALUM
WULI
BUNDU
MANDING
Timbuktu
Niger R.
GHANA
Niger R.
Black Volta R.
White Volta R.
MOSSI
BORGU
HAUSA
HAUSA
Benue R.
SIERRA LEONE
FULA
Îles de Los
1.1 million
Bance Is.
Sherbro
SUSU
MENDE
GOLA
KRU
WINDWARD COAST
110,000
ASANTE EMPIRE
Whydah
Kumasi
Cape Coast
Elmina
Axim
Accra
Little Sestos
IVORY COAST
GOLD COAST
SLAVE COAST
MAHI
OLD OYO
YORUBA
DAHOMEY
BENIN
Lagos
Forcados
Brass
TIV
AROCHUKWU
Calabar
Bonny
BOBANGI
Ubangi R.
Congo R.
Bight of Biafra
São Tomé
500,000
1.5 million +
1.5 million +
1.5 million +
1.5 million +
TEKE
LOANGO
Congo R.
Kasai R.
LUANDA
Loango Bay
Malemba
Cabinda
KONGO
KASANJE
Luanda
NDONGO
MBUNDU
Benguela
OVIMBUNDU
UNITED STATES OF AMERICA
NEW SPAIN
Charleston
New Orleans
Mexico City
ATLANTIC OCEAN
PACIFIC OCEAN
NEW GRANADA
PERU
BRAZIL
Recife
Rio de Janeiro
RIO DE LA PLATA
Buenos Aires
Slave importation areas in the New World, c. 1800
0 500 1,000 miles
0 500 1,000 kilometers
N
W
E
S
Tropical rain forest
Savanna
Desert
Major slave depots
GHANA Kingdoms
KONGO Important suppliers
HAUSA Peoples
0 300 600 miles
0 300 600 kilometers

The Economics
of Slavery

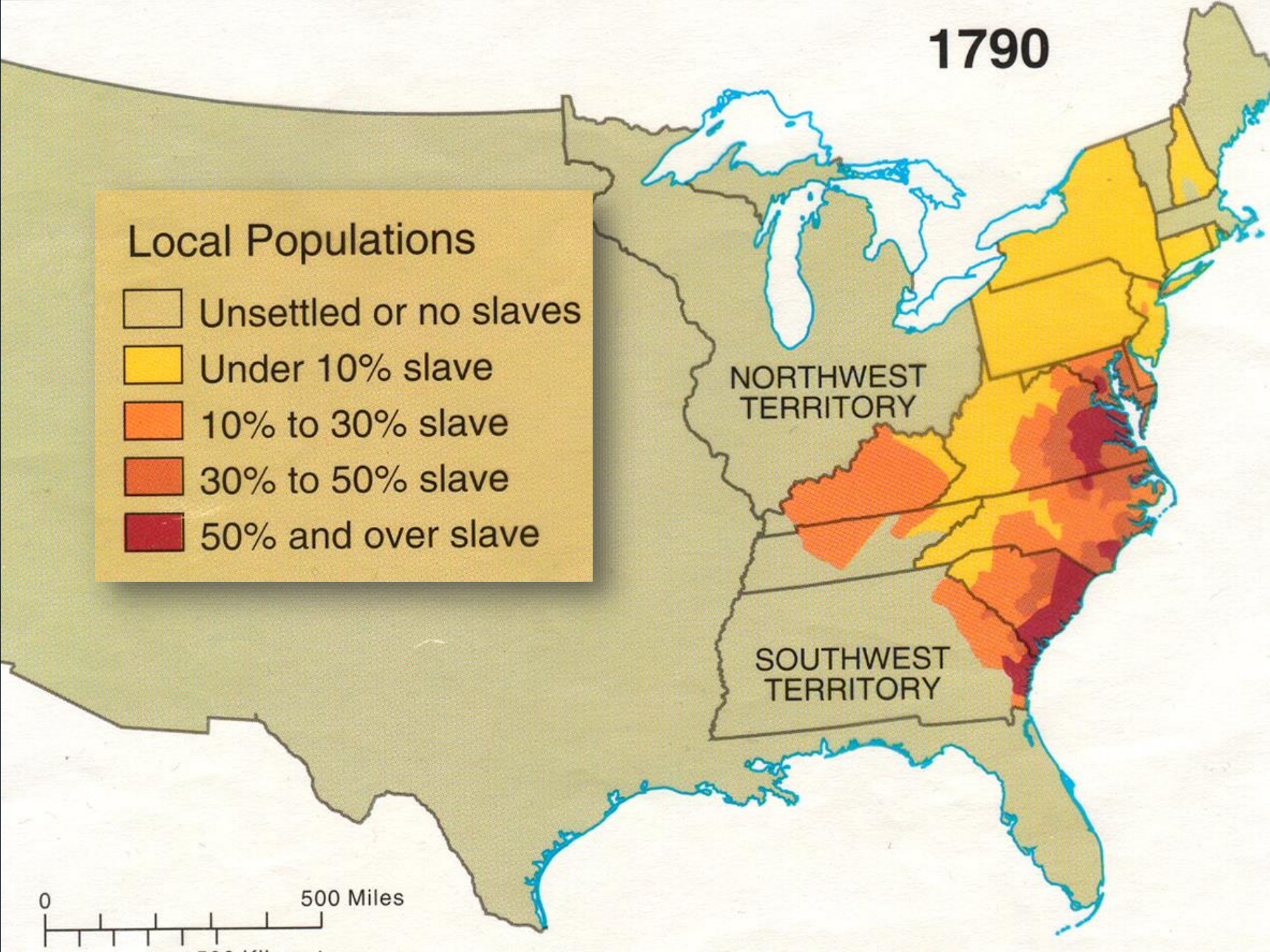
1790
Local Populations
Unsettled or no slaves
Under 10% slave
10% to 30% slave
30% to 50% slave
50% and over slave
NORTHWEST TERRITORY
SOUTHWEST TERRITORY
0
500 Miles

0 500 Kilometers

1860

Local Populations

- Unsettled or no slaves
- Under 10% slave
- 10% to 30% slave
- 30% to 50% slave
- 50% and over slave

NEW MEXICO TERRITORY

INDIAN TERR.

SOURCE: Reprinted with permission of Alfred A. Knopf, Inc. from *Ordeal by Fire: The Civil War and Reconstruction* by James M. McPherson.
Copyright 1982 by Alfred A. Knopf, Inc.

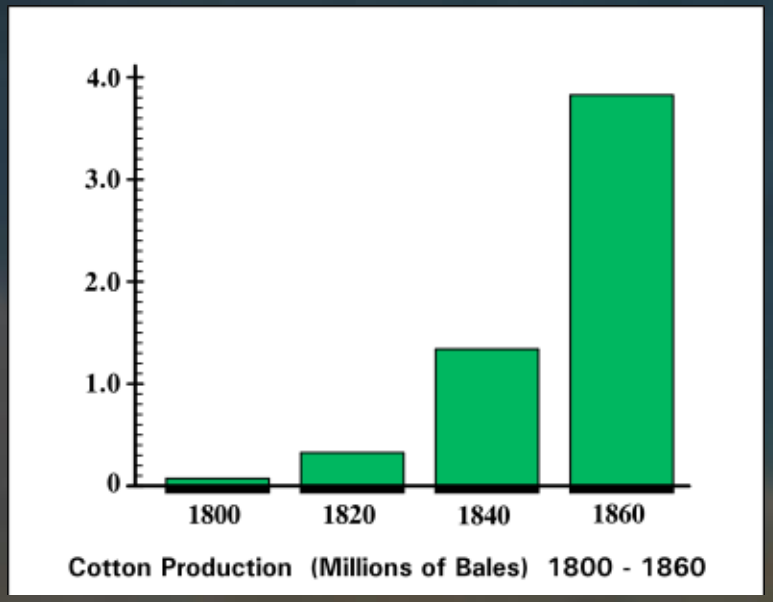

Cotton & Slavery

Eli Whitney

1790s



Revitalized (energized)

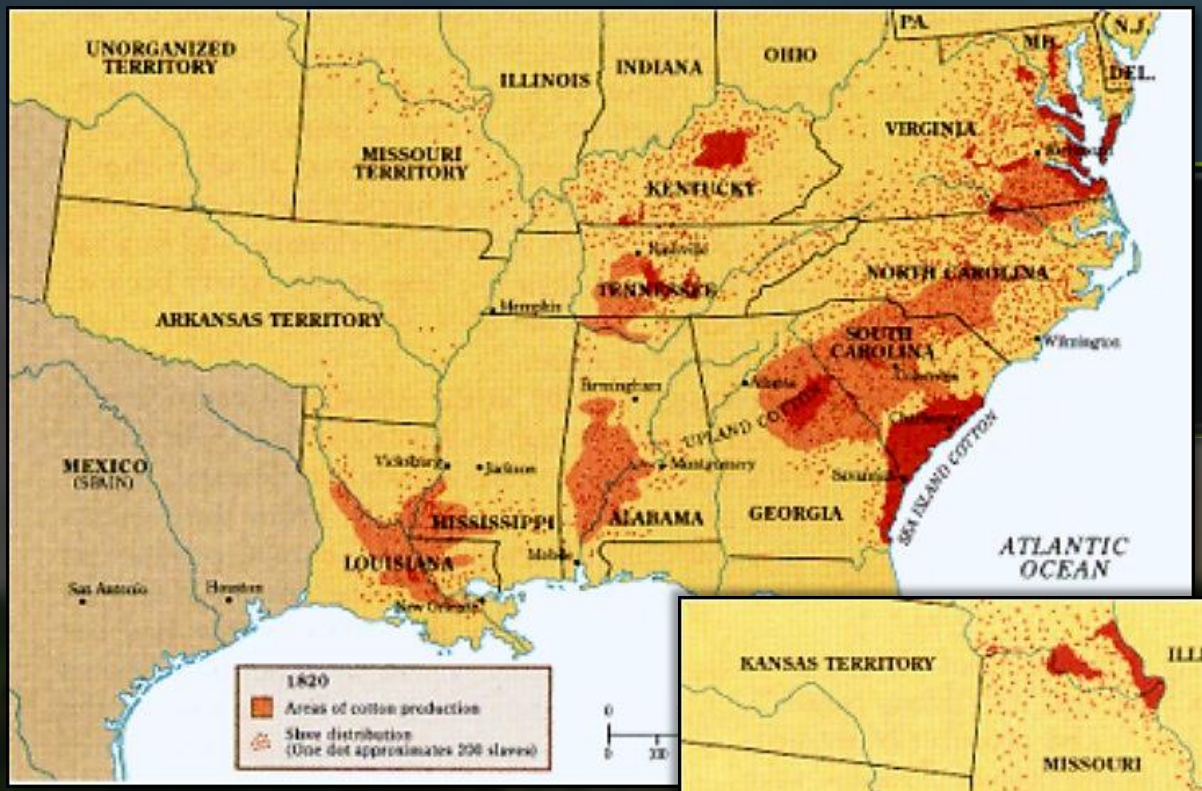
UNORGANIZED TERRITORY
ILLINOIS
INDIANA
OHIO
PA.
MD.
N.J.
DEL.
VIRGINIA
MISSOURI TERRITORY
KENTUCKY
NORTH CAROLINA
TENNESSEE
ARKANSAS TERRITORY
SOUTH CAROLINA
Wilmington
Birmingham
UPLAND COTTON
SEA ISLAND COTTON
MEXICO (SPAIN)
Vicksburg
Jackson
Montgomery
MISSISSIPPI
ALABAMA
GEORGIA
LOUISIANA
Mobile
ATLANTIC OCEAN
San Antonio
Houston
New Orleans
1820
Areas of cotton production
Slave distribution
(One dot approximates 200 slaves)

1820s

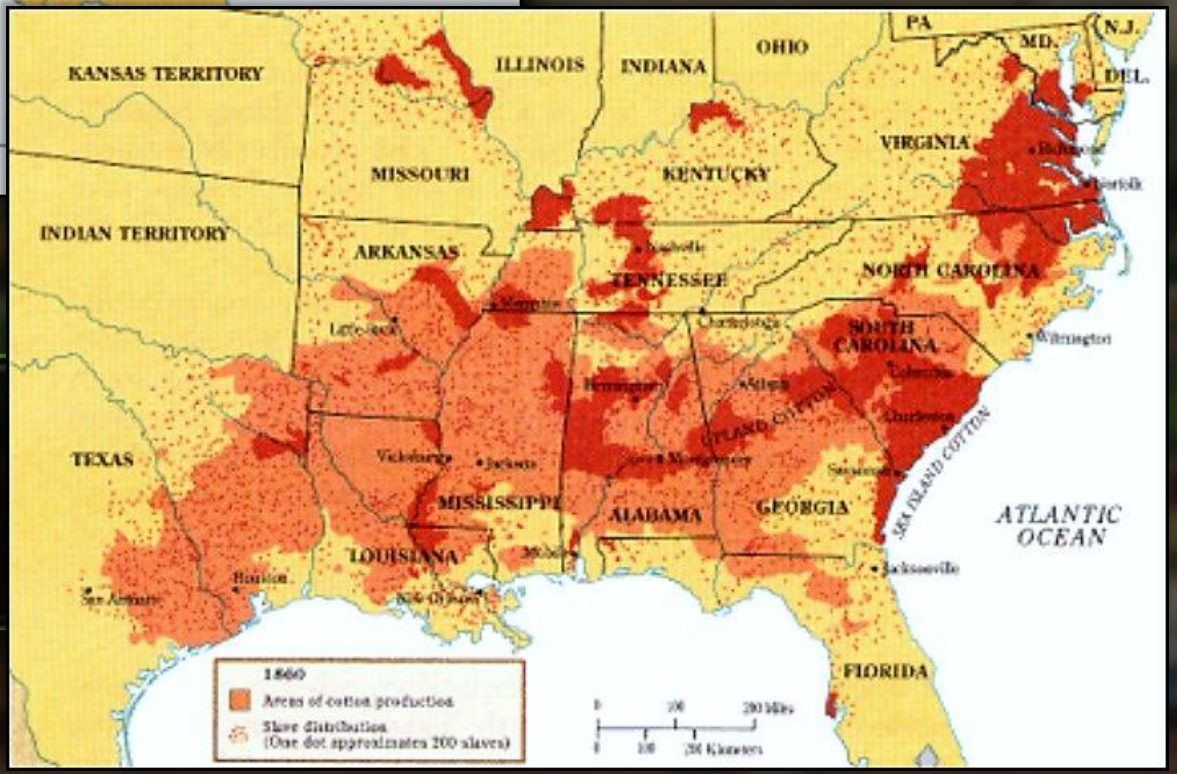
KANSAS TERRITORY
ILLINOIS
INDIANA
OHIO
PA.
MD.
N.J.
DEL.
VIRGINIA
MISSOURI
KENTUCKY
INDIAN TERRITORY
ARKANSAS
TENNESSEE
NORTH CAROLINA
Little Rock
Memphis
Charleston
SOUTH CAROLINA
Wilmington
Birmingham
Atlanta
UPLAND COTTON
SEA ISLAND COTTON
TEXAS
Vicksburg
Jackson
Montgomery
Savannah
MISSISSIPPI
ALABAMA
GEORGIA
ATLANTIC OCEAN
LOUISIANA
Mobile
Houston
San Antonio
New Orleans
Jacksonville
FLORIDA
1860
Areas of cotton production
Slave distribution
(One dot approximates 200 slaves)

1860s

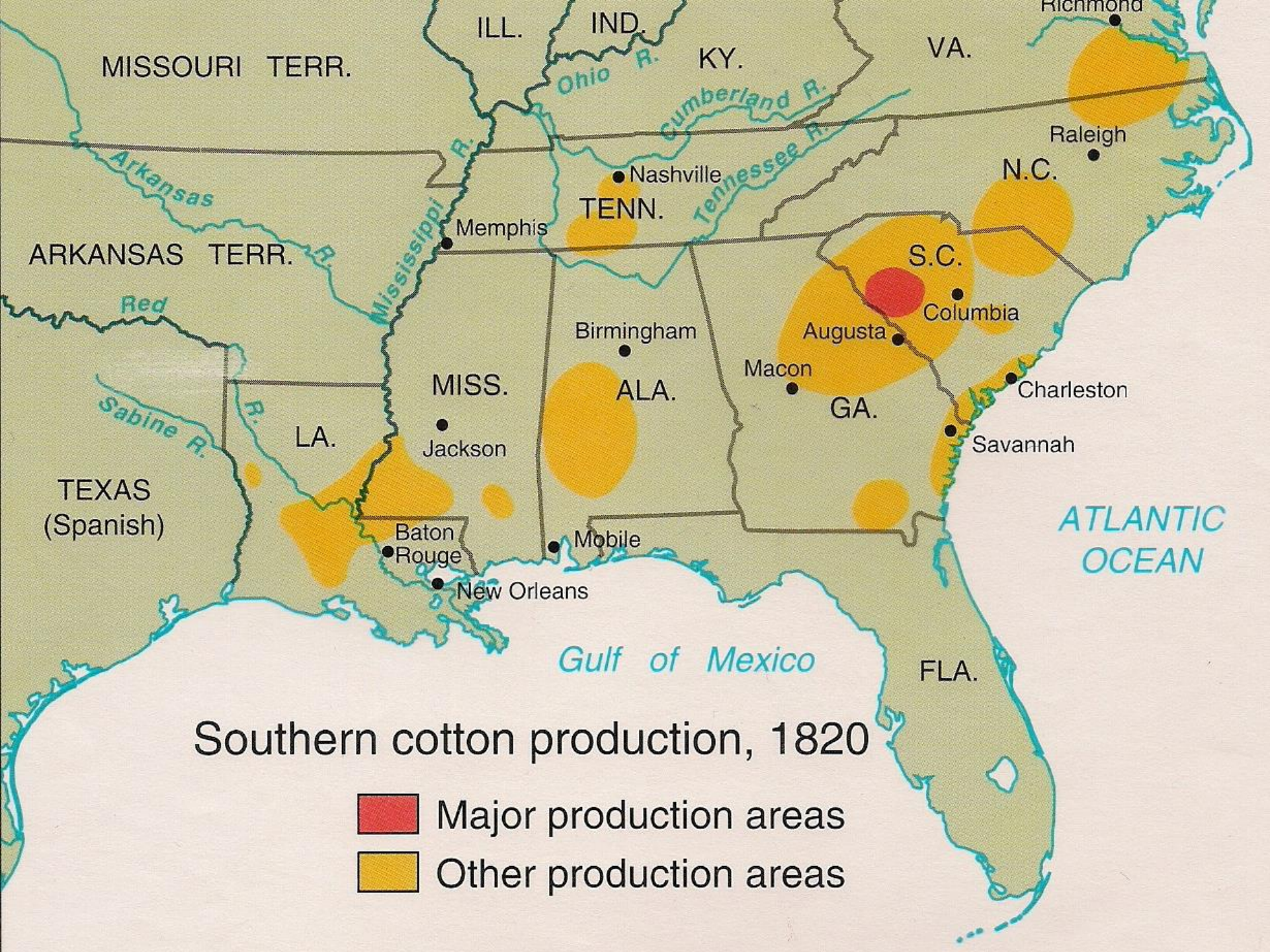
ILL.
IND.
KY.
VA.
Richmond
MISSOURI TERR.
Ohio R.
Cumberland R.
Raleigh
N.C.
Arkansas R.
Mississippi R.
Nashville
TENN.
Tennessee R.
Memphis
ARKANSAS TERR.
S.C.
Columbia
Red R.
Birmingham
Augusta
Macon
MISS.
ALA.
GA.
Charleston
Sabine R.
LA.
Jackson
Savannah
TEXAS
(Spanish)
ATLANTIC
OCEAN
Baton
Rouge
Mobile
New Orleans
Gulf of Mexico
FLA.
Southern cotton production, 1820
Major production areas
Other production areas

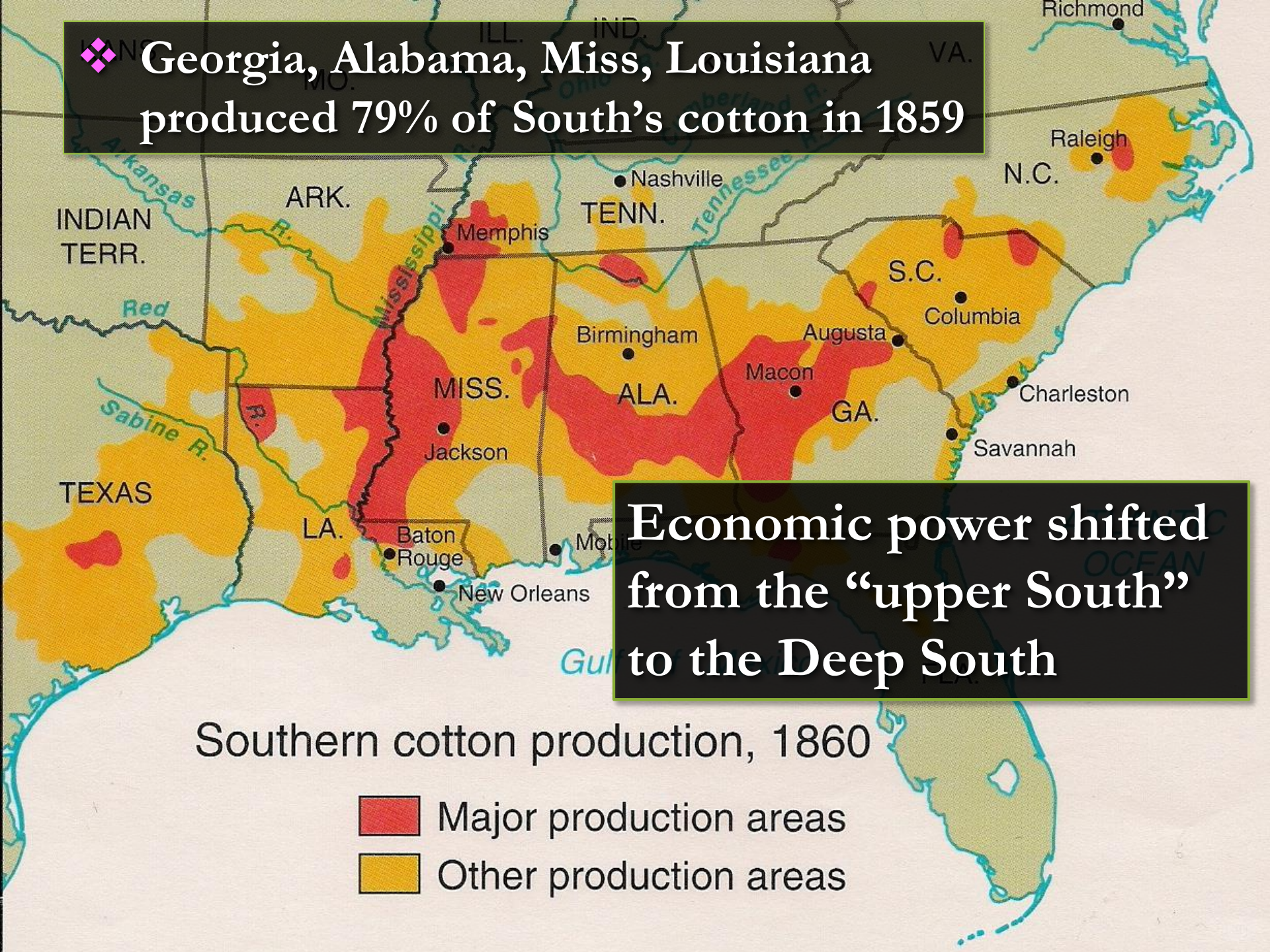
Georgia, Alabama, Miss, Louisiana produced 79% of South's cotton in 1859
Economic power shifted from the "upper South" to the Deep South
Richmond
VA.
Raleigh
N.C.
Nashville
TENN.
ARK.
INDIAN TERR.
Memphis
Mississippi R.
Red R.
Sabine R.
TEXAS
LA.
MISS.
Jackson
Birmingham
ALA.
Macon
GA.
Augusta
S.C.
Columbia
Charleston
Savannah
Baton Rouge
New Orleans
Mobile
Southern cotton production, 1860
Major production areas
Other production areas

South's economy became almost completely agrarian







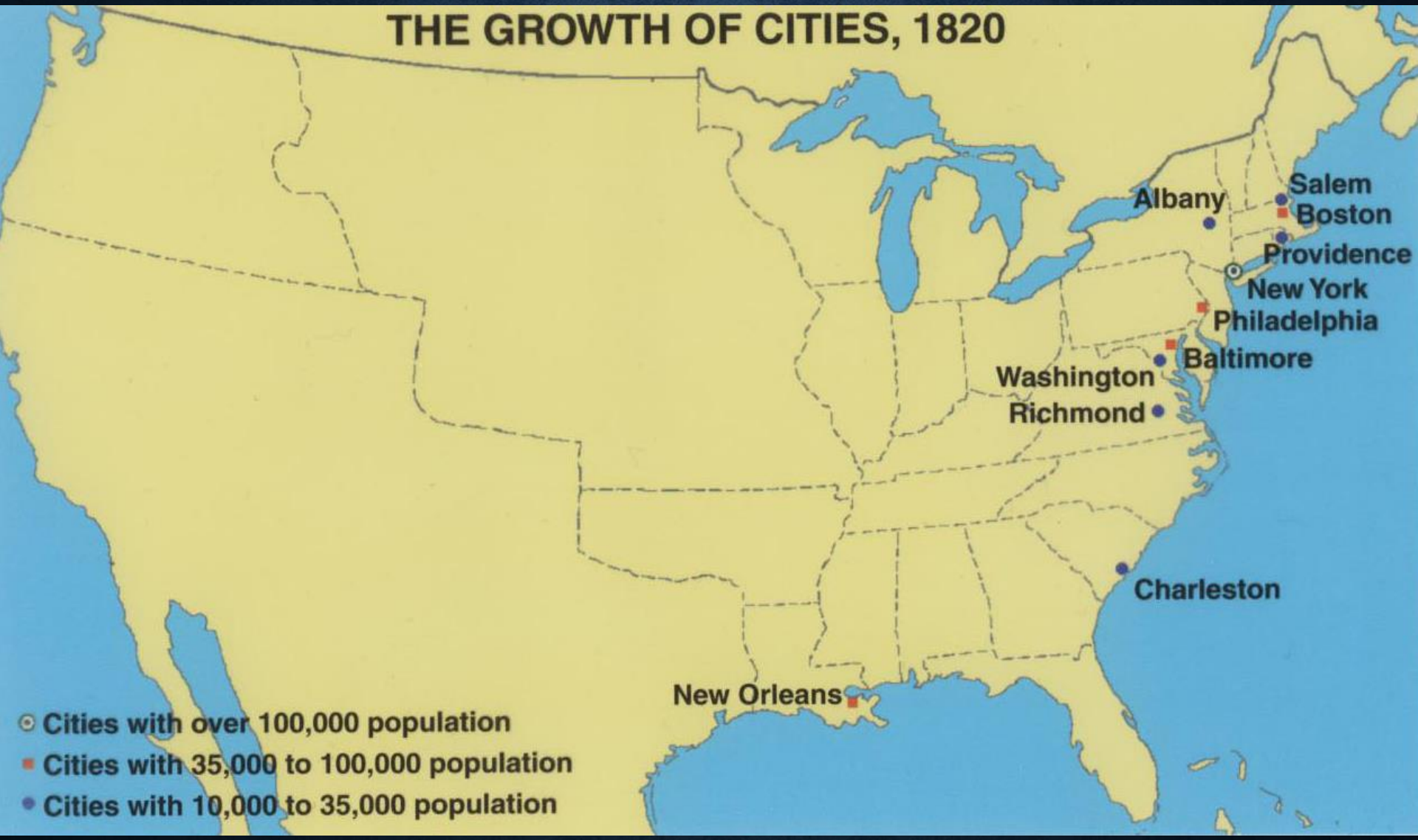
THE GROWTH OF CITIES, 1820
Albany
Salem
Boston
Providence
New York
Philadelphia
Baltimore
Washington
Richmond
Charleston
New Orleans
Cities with over 100,000 population
Cities with 35,000 to 100,000 population
Cities with 10,000 to 35,000 population

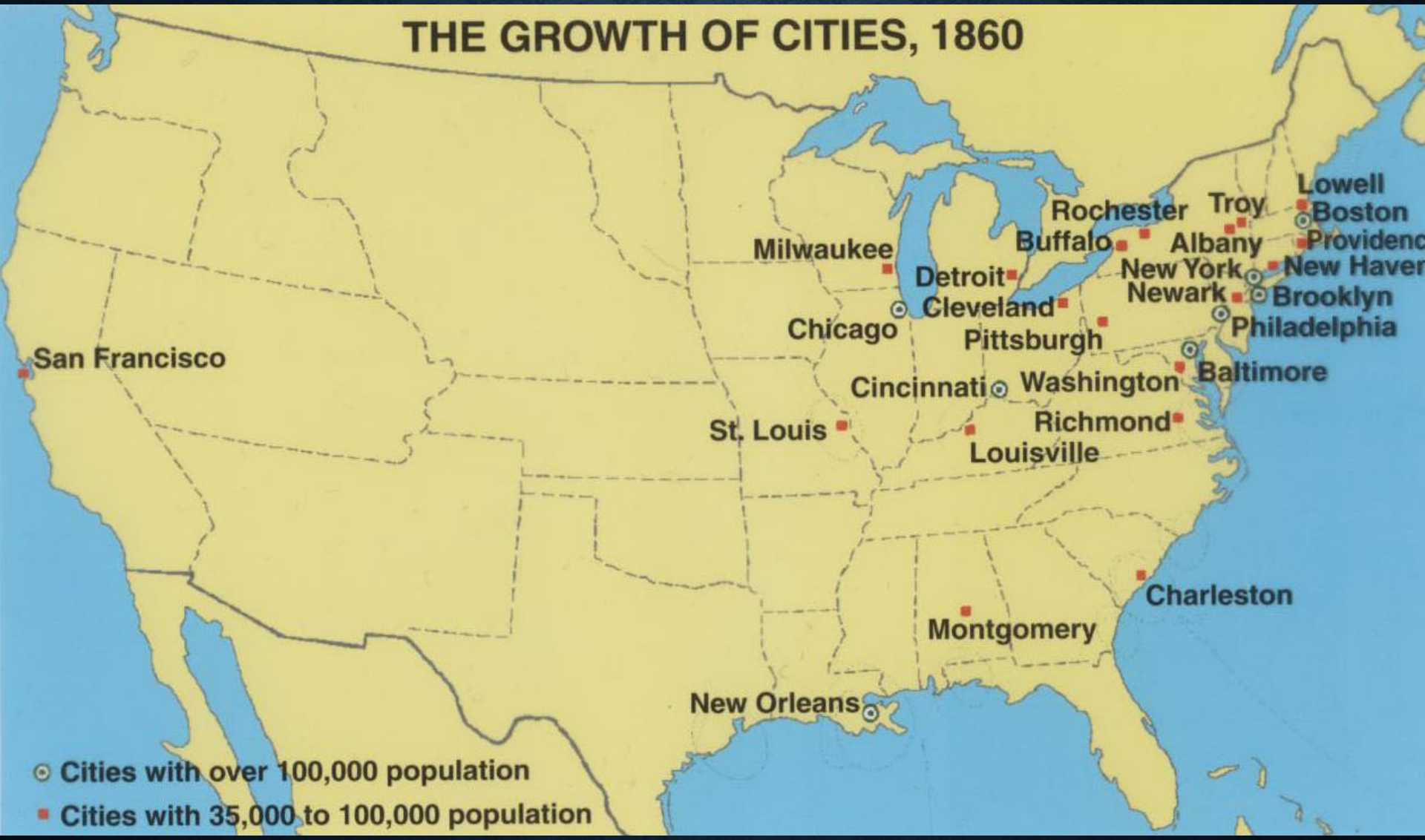
THE GROWTH OF CITIES, 1860
Lowell
Boston
Rochester
Troy
Buffalo
Albany
Providenc
Milwaukee
New York
New Haver
Detroit
Newark
Brooklyn
Cleveland
Chicago
Philadelphia
Pittsburgh
San Francisco
Baltimore
Cincinnati
Washington
St. Louis
Richmond
Louisville
Charleston
Montgomery
New Orleans
Cities with over 100,000 population
Cities with 35,000 to 100,000 population

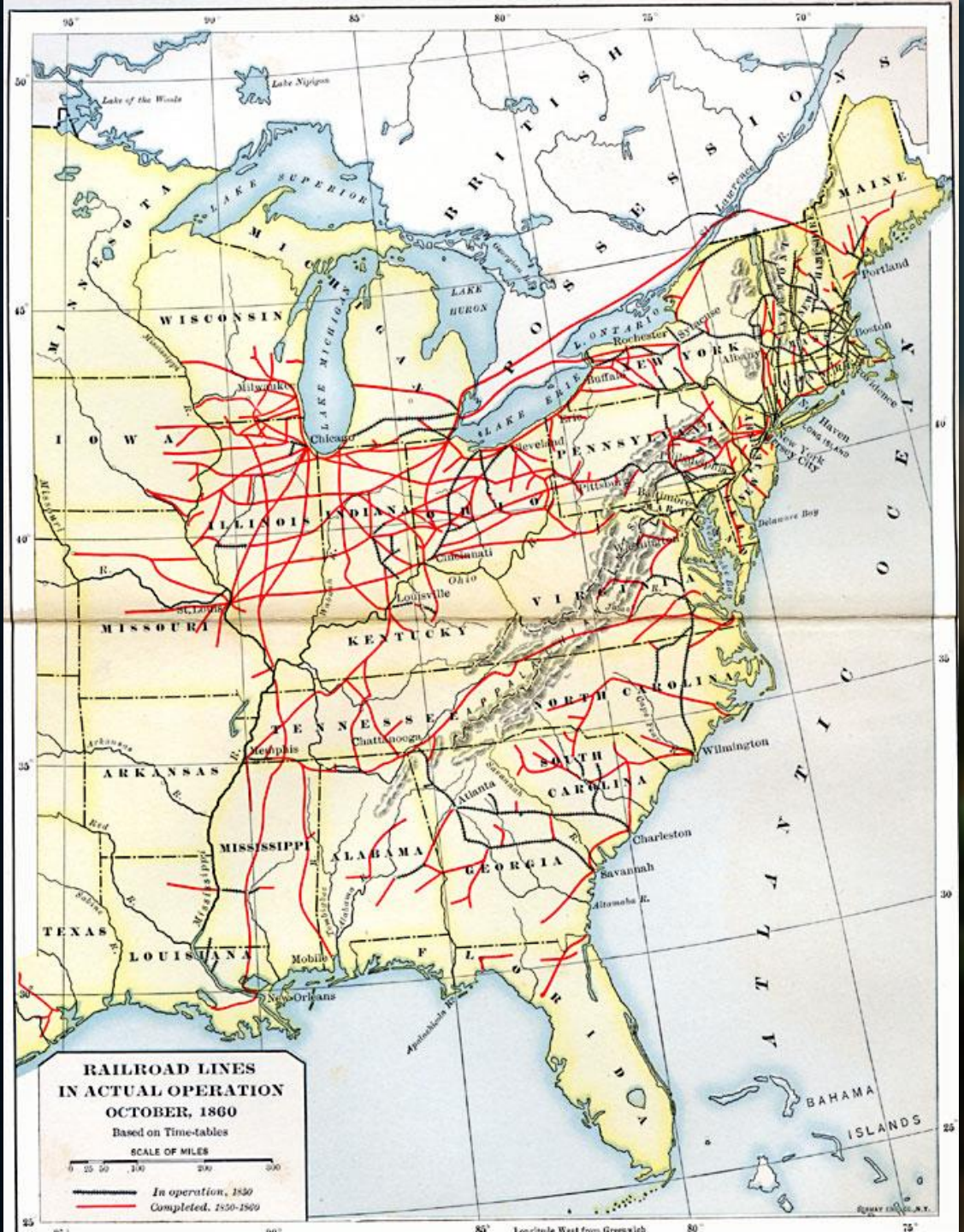

Only about 35% of the country's railroads were in the South

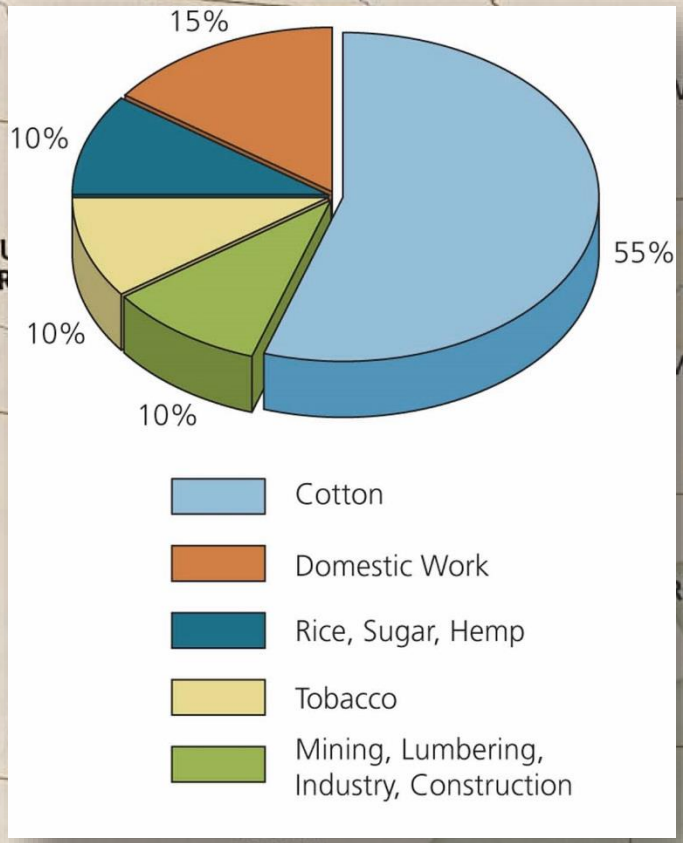

WISCONSIN
MICHIGAN
NEW YORK
PENNSYLVANIA
NEW JERSEY
ILLINOIS
INDIANA
OHIO
MARYLAND
DELAWARE
Ohio R.
VIRGINIA
KENTUCKY
TENNESSEE
NORTH CAROLINA
SOUTH CAROLINA
Mississippi R.
MISSISSIPPI
ALABAMA
GEORGIA
LOUISIANA
FLORIDA
Atlantic Ocean
Gulf of Mexico
Rio Grande

Hemp
Cotton
Rice
Sugarcane
Tobacco

0 150 300 miles

SLAVE POPULATION, 1860

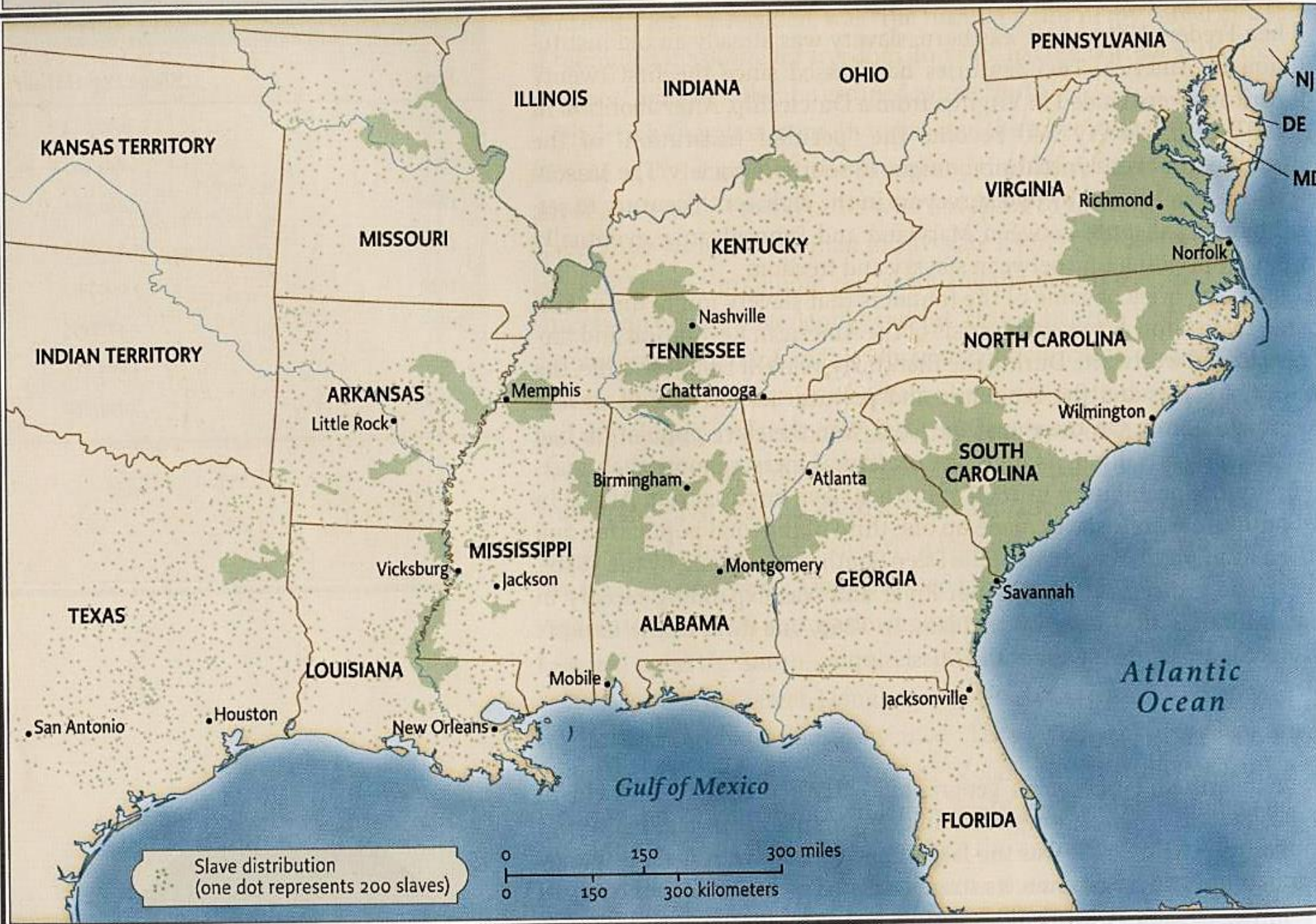

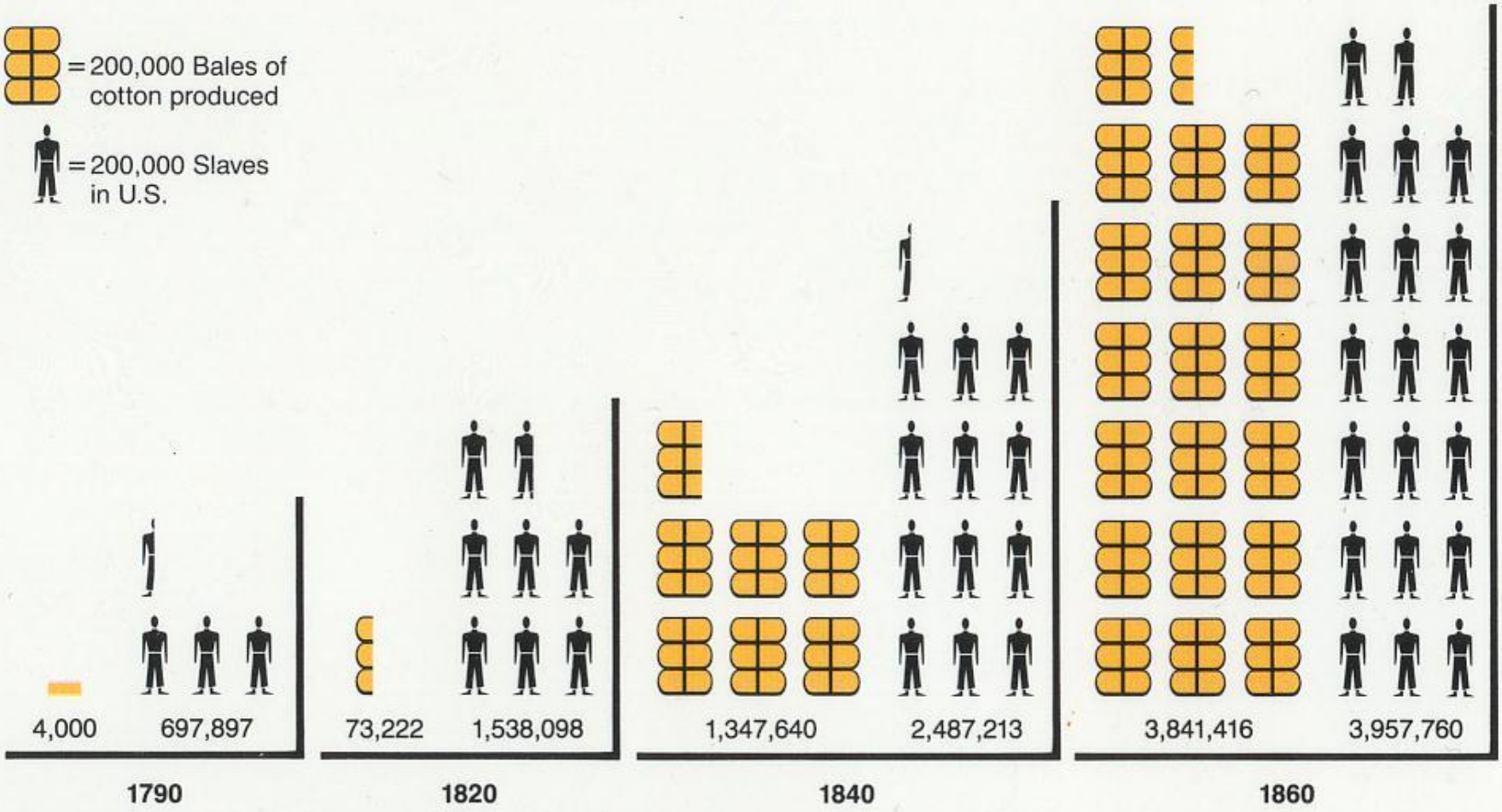

Growth of Cotton Production and the Slave Population, 1790–1860

OUR COTTON CAMPAIGN IN SOUTH CAROLINA—GATHERING, PACKING AND SHIPPING THE COTTON CROPS OF THE SEA ISLANDS, JUST SAVED BY THE FEDERAL ARMY, UNDER GENERAL SHERMAN.—FROM SKETCHES BY OUR SPECIAL ARTIST ACCOMPANYING THE EXPEDITION.—SEE PAGE 208.

By the mid 1800s the South provided ¾ of world's total cotton

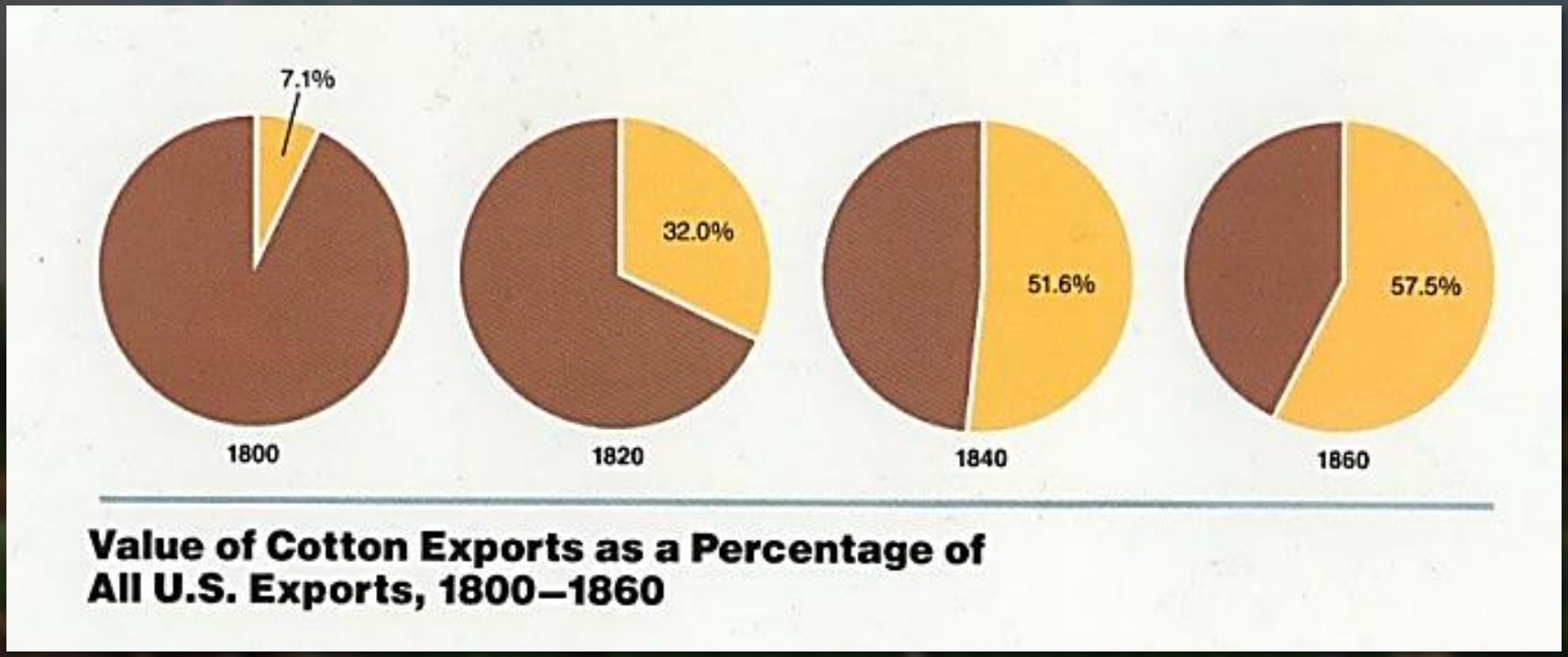

Value of Cotton Exports as a Percentage of All U.S. Exports, 1800–1860

By 1860 cotton made up 57% of all US exports (5 million bales exported per year)

“Cotton Is King!”

“No power on earth dares to make war upon it. **Cotton is king.**”

Senator
James Henry Hammond, SC

E COTTON PLANTER AND HIS PICKERS.
H. TEES
WEST POINT. MISS

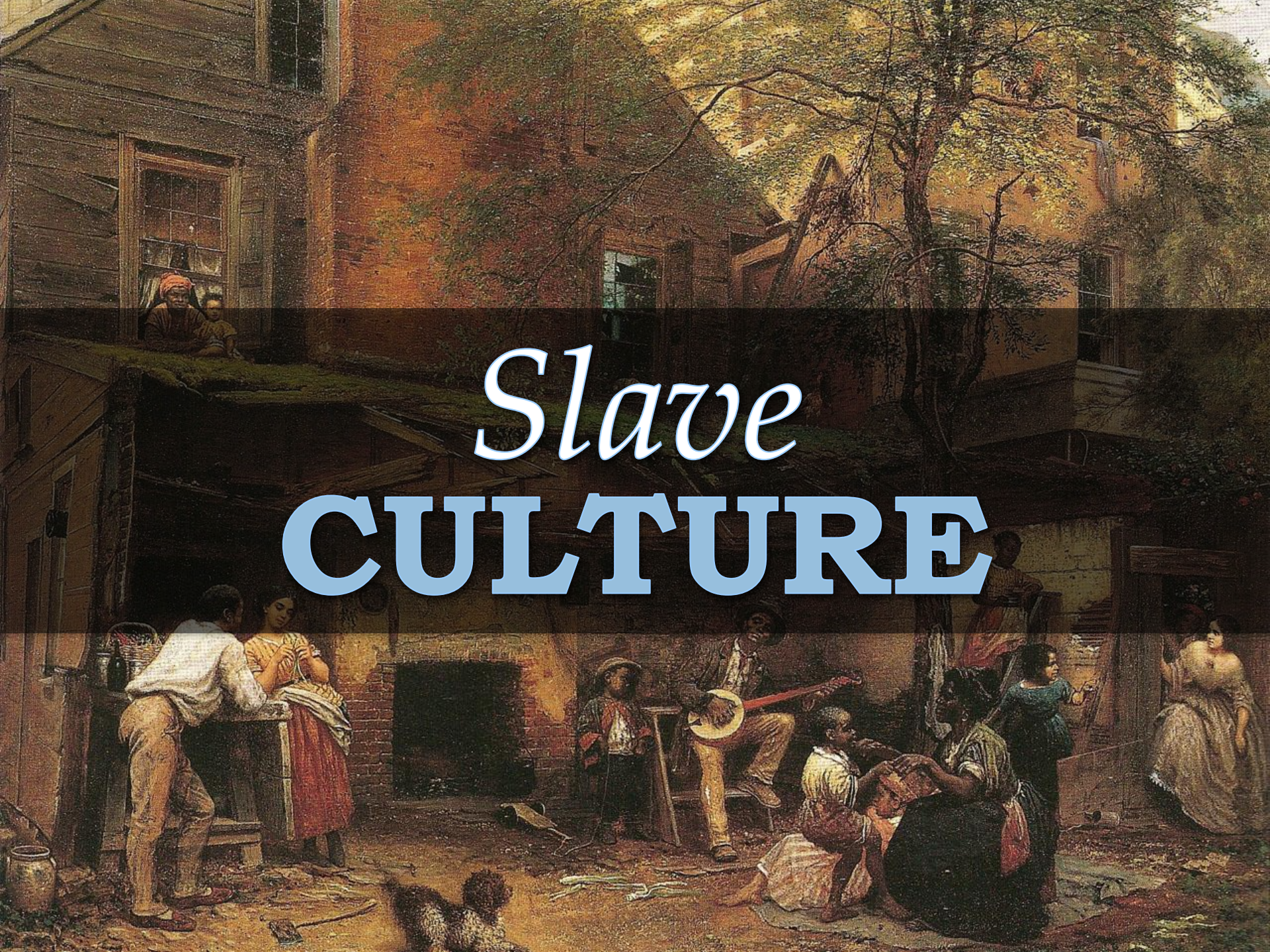
Slave
CULTURE

SOUTHERN SLAVEOCRACY

U.S. population in 1850 was 23,000,000
9,500,000 lived in the South (40%)

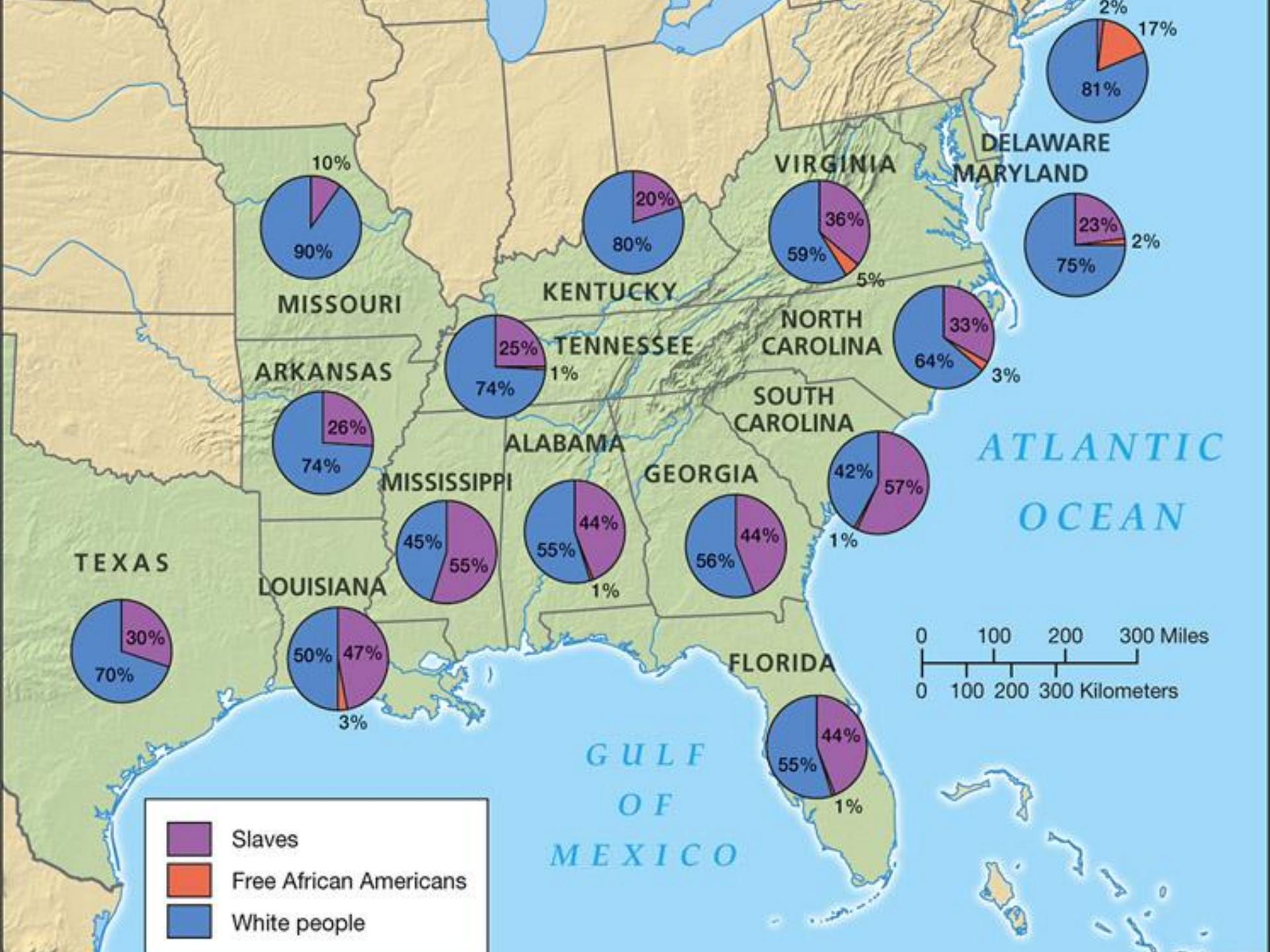
2%
17%
81%
DELAWARE
MARYLAND
23%
2%
75%
VIRGINIA
36%
59%
5%
10%
90%
MISSOURI
20%
80%
KENTUCKY
NORTH
CAROLINA
33%
64%
3%
25%
1%
74%
TENNESSEE
ARKANSAS
SOUTH
CAROLINA
26%
74%
ALABAMA
MISSISSIPPI
GEORGIA
42%
57%
1%
45%
55%
44%
55%
1%
44%
56%
TEXAS
LOUISIANA
30%
70%
50%
47%
3%
FLORIDA
44%
55%
1%
ATLANTIC
OCEAN
0 100 200 300 Miles
0 100 200 300 Kilometers
GULF
OF
MEXICO
Slaves
Free African Americans
White people

Slave Holding in The South

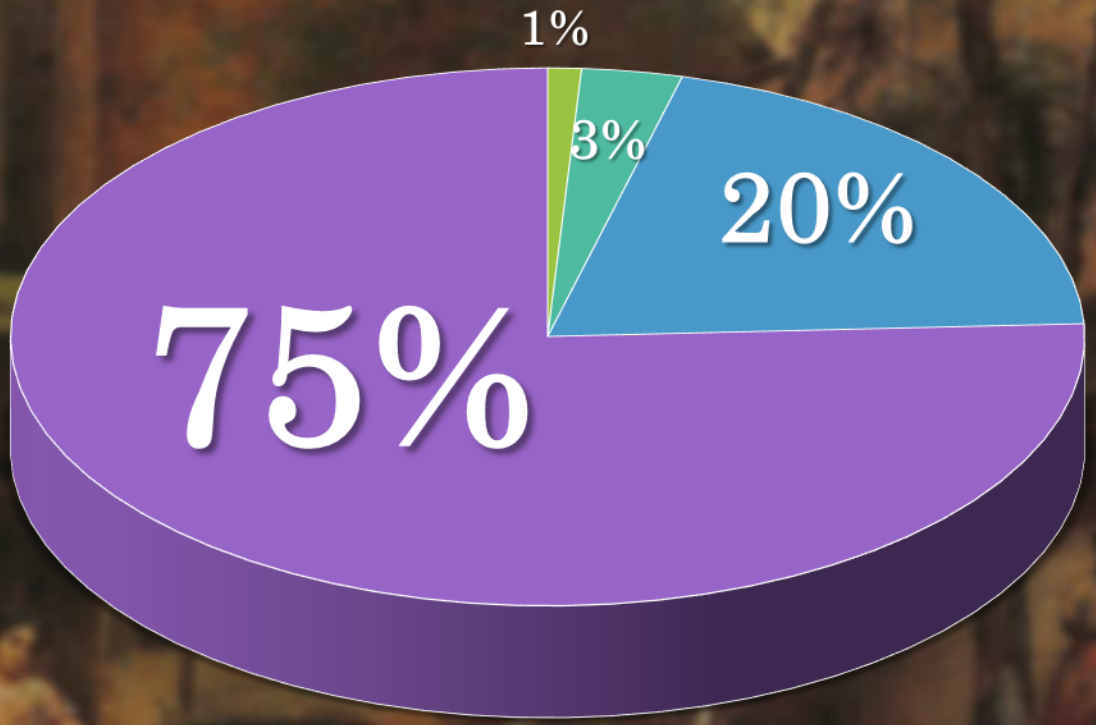

- Planter Elite (50+ Slaves)
- Small Planters (20+ Slaves)
- Small Slave Holders (less than 20 slaves)
- Non-Slaveholders

Why did so many side with small percent who owned slaves?

Common tradition, shared culture

Racism – white supremacy

Economic concerns – dependence of the elites on loans, cotton gin, job opportunity

Stronger family ties

Social stability & mobility



Southern Defense of Slavery

- *"necessary evil" & "positive good"*
- *Legal & Constitutional*
- *Economic importance – "King Cotton"*
- *Historical nature of slavery*
- *Religious arguments – "God is white"*
- *Better than North – "wage slaves"*
- *Black Inferiority*
- *[Among Southerners] Elevated poor whites*

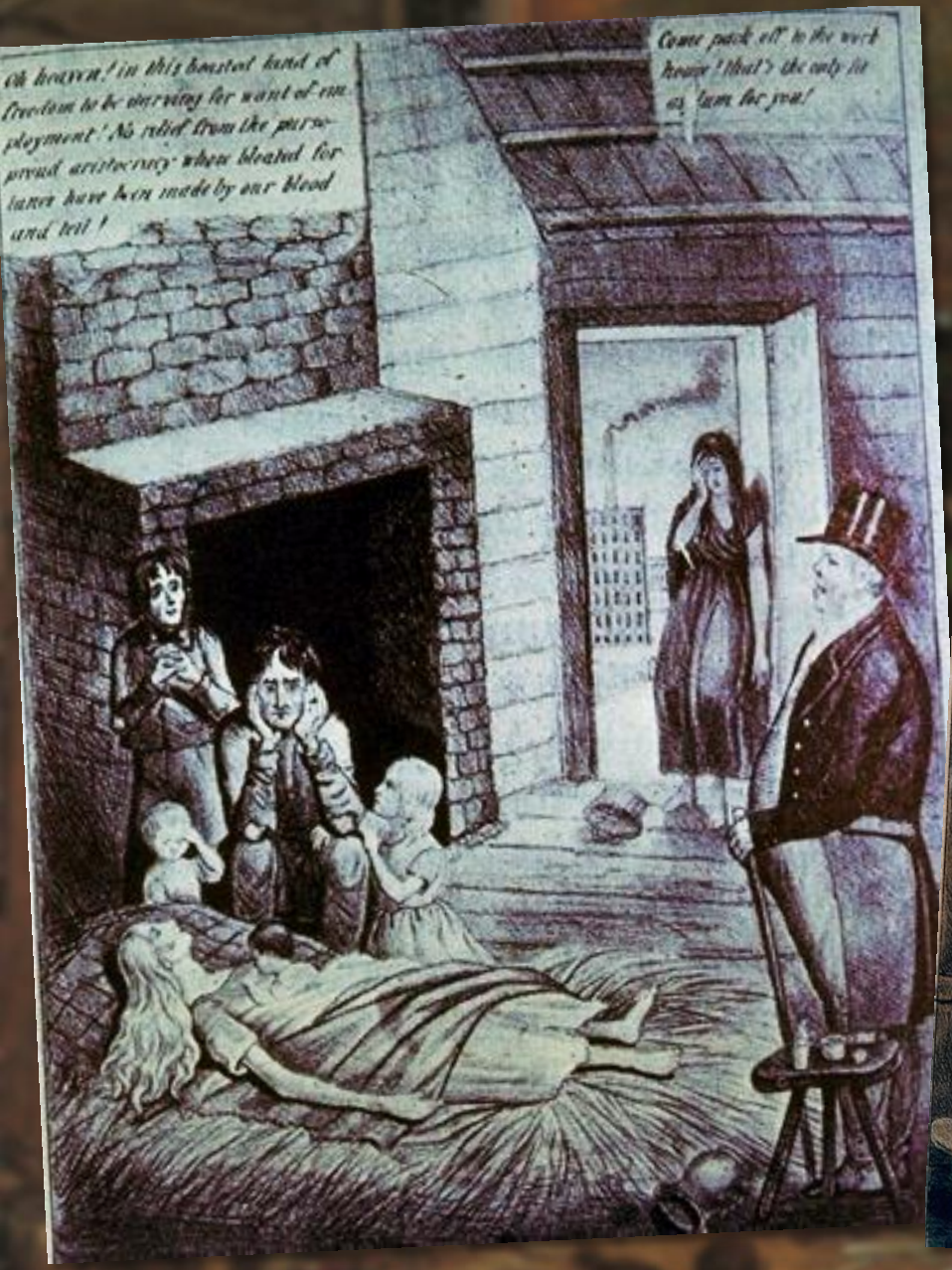
Oh heaven! in this boasted land of freedom to be starving for want of employment! No relief from the purse-proud aristocracy whose bloated fortunes have been made by our blood and toil!
Come pack off to the work house! that's the only lie asylum for you!


AMERICA.
God bless you massa! you feed and clothe us. When we are sick you nurse us, and when too old to work, you provide, for us!
These poor creatures are a sacred legacy from my ancestors and while a dollar is left me, nothing shall be spared to increase their comfort and happiness.
E.W.C.

THE NEGRO IN HIS OWN COUNTRY.

"The Sabbath among Slaves."



THE NEGRO IN AMERICA.

1840

VALUABLE GANG OF YOUNG NEGROES

By JOS. A. BEARD.

Will be sold at Auction,

ON WEDNESDAY, 25TH INST.

At 12 o'clock, at Banks' Arcade,

17 Valuable Young Negroes, Men and Women, Field Hands. Sold for no fault; with the best city guarantees.

Sale Positive and without reserve!

☞TERMS CASH.

New Orleans, March 24, 1840.



ESTATE SALE!

BY ORDER OF EXECUTOR.

By LOUIS D. DeSAUSSURE.

On Wednesday, 19th Inst.

AT 11 O'CLOCK, A. M. WILL BE SOLD IN

CHARLESTON, SO. CAROLINA,

AT

MESSRS. RYAN & SON'S MART,

IN CHALMERS STREET,

By order of the Executor of the late Mr. and Mrs. WM. BARNWELL,

A PRIME GANG OF

67 NEGROES,

Accustomed to the Culture of Sea Island Cotton and Provisions,

IN BEAUFORT DISTRICT. Amongst whom are several

HOUSE SERVANTS.

CONDITIONS.—One-third Cash; balance by Bond, bearing interest from day of sale, payable in two equal Annual Instalments, to be secured by a Mortgage of the Negroes, and approved Personal Security. Purchasers to pay for papers.

GREAT SALE of SLAVES

JANUARY 10, 1855

THERE Will Be Offered For Sale at Public Auction at the SLAVE MARKET, CHEAPSIDE, LEXINGTON, All The SLAVES of JOHN CARTER, Esquire, of LEWIS COUNTY, KY. On Account of His Removal to Indiana, a Free State. The Slaves Listed Below Were All Raised on the CARTER PLANTATION at QUICK'S RUN, Lewis County, Kentucky.

3 Bucks Aged from 20 to 26, Strong, Ablebodied
1 Wench, Sallie, Aged 42, Excellent Cook
1 Wench, Lize, Aged 23 with 6 mo. old Picinniny
One Buck Aged 52, good Kennel Man
17 Bucks Aged from twelve to twenty, Excellent

TERMS: Strictly CASH at Sale, as owner must realize cash, owing to his removal to West. Offers for the entire lot will be entertained previous to sale by addressing the undersigned.

JOHN CARTER, Esq.

Po. Clarksburg — Lewis County, Kentucky



TOBACCO
AUCTION & NEGRO SALES.
LAMP, PINE
8
8

LEGAL FRAMEWORK OF SLAVERY

State Level Slave Codes – Fed Gov. never adopted fed. level slave laws

Slaves were deprived of:

- *Legal marriage, family life*
- *Personal mobility – did not control their own lives and aspirations*
- *Property ownership – work forever, never gain anything*
- *Right to assemble*
- *Access to education*

"Protections" offered by Slave Codes

- Murder, torture against slaves illegal



Life Expectancy at Birth for U.S. Slaves and Various Free Populations, 1830-1920

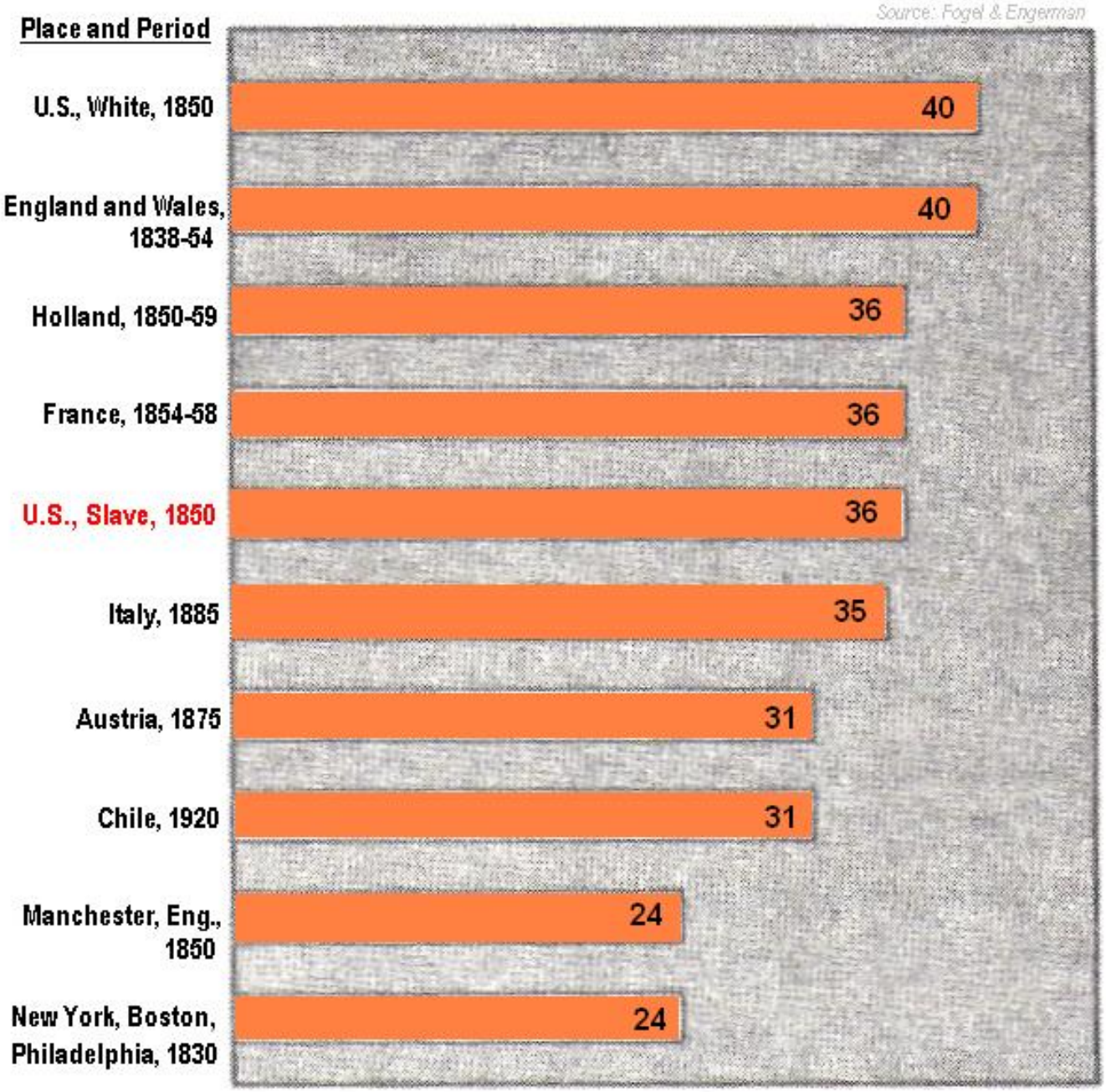

FOOD	SLAVE CALORIES INTAKE	TOTAL POPULATION CALORIES INTAKE
Beef	108	152
Pork	543	521
Mutton	5	21
Milk	144	267
Butter	30	135
Sweet Potatoes	424	36
White Potatoes	19	137
Peas	427	55
Corn	2,265	652
Wheat Flour	156	1,019
Misc. Grains	64	132
All other Foods	---	614
TOTALS	4,185	3,741




No. 5.
THE LASH.

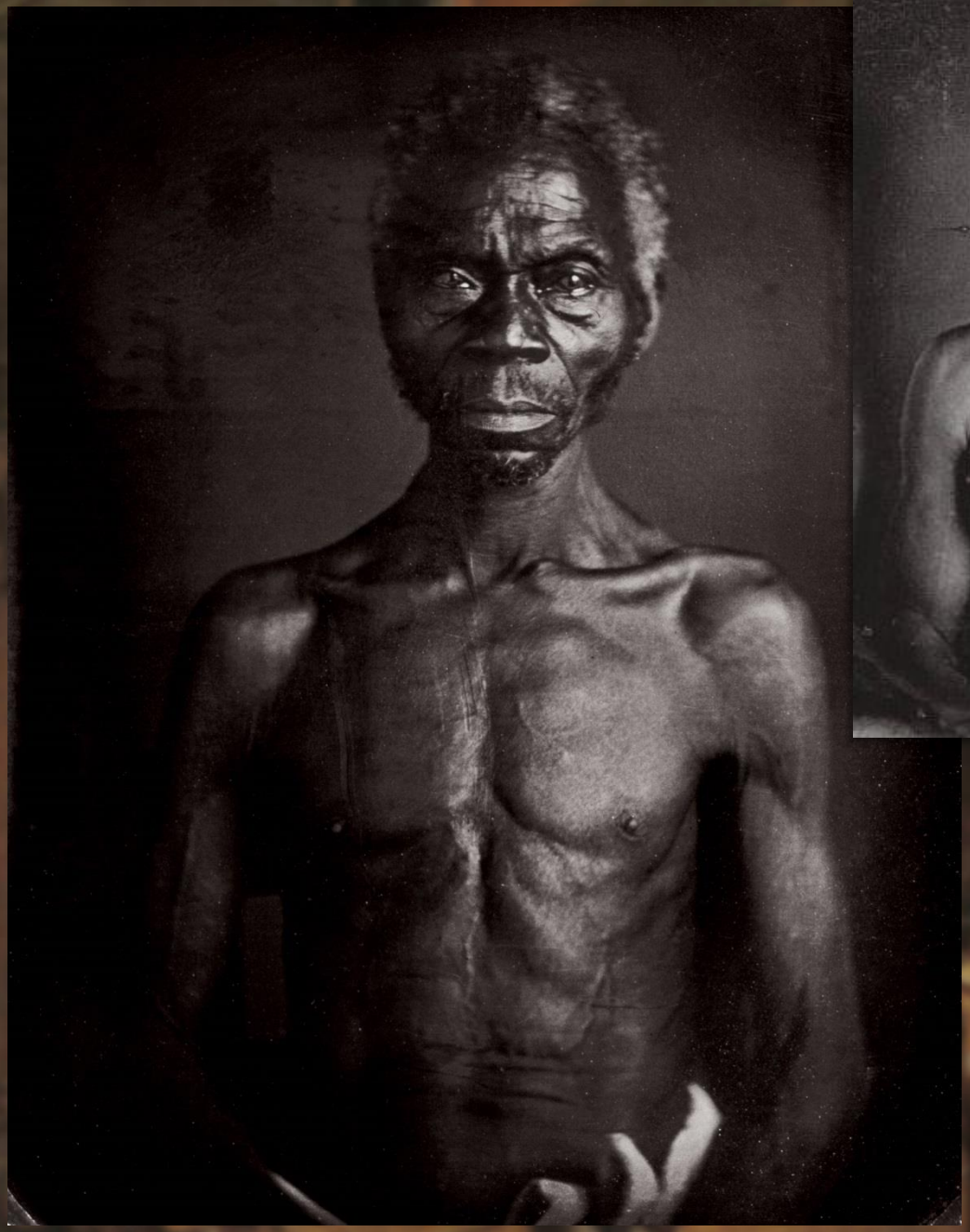





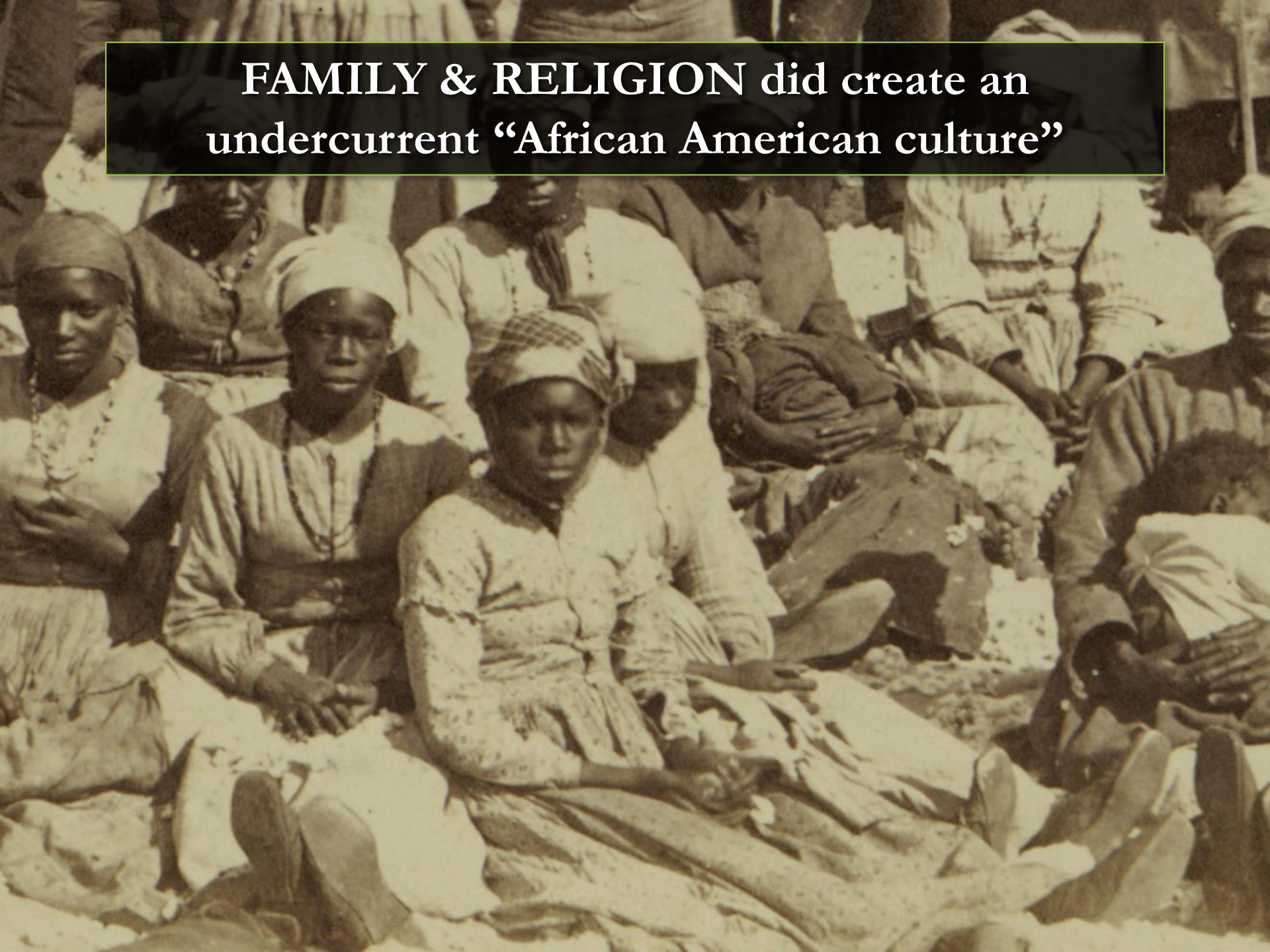
FAMILY & RELIGION did create an
undercurrent “African American culture”

Names	Ages	Hands	½ Hands	Value		Remarks
Mary Rose	55 years		½	100	00	washwoman, no account
Little Mary	14 "		½	400	00	good Girl
Dina	40 "	"		400	00	Hospital Nurse. fair.
Julia	20 "	"		400	00	fair hand
Dina	30 "		½	200	00	sickly
Tamer	30 "	"		400	00	fair hand
Matilda	16 "	"		500	00	good hand
Rose	10 "		0	300	00	a great Liar (but will do,
Mary Creole	20 "	"		500	00	good hand
Hannah	45 "		½	300	00	mischief maker (all talk)
Terese	11 "		½	300	00	will Lie & Steal
Fanna	30 "	"		500	00	good hand
Louisa (2 Twins)	22 "	"		500	00	good hand
Arminta "	22 "	"		500	00	good hand
Micky	5 "	0	0	150	00	well disposed
Eliza	7 "	0	0	250	00	great Liar but will do
Rebecca 6 Mo	1 "	0	0	100	00	to young to Judge
Nancy 5 months	0 "	0	0	100	00	" " " "
Rachael 3 months	0 "	0	0	100	00	" " " "
Selphy 8 months	0 "	0	0	100	00	" " " "